



TOWER JUNCTION

- ADDINGTON -



MASTER PATTERN

Have you seen our contemporary whakairo panels around Tower Junction?

Toi whakairo is the practice of traditional Māori carving and, to honour the land this complex sits on, we invited Ngāi Tahu master carver Fayne Robinson to share stories of this whenua (land) through his art form. You can view these laser-cut panels on support posts outside shop fronts.




Fayne worked with Ngāi Tūāhuriri (a sub-tribe of Ngāi Tahu which has tribal authority in Christchurch) to learn about the land, history and culture of this area. Through sharing in these kōrero (conversations), Fayne was able to create a whakairo pattern unique to Tower Junction and the land beneath it.

“Our people would have stopped here on journeys to find a place of rest and respite. A tributary used to run just behind this site which would have been plentiful in native fish and bird life, making it an ideal spot to pause while travelling between settlements at Kaiapoi and Rāpaki over the Port Hills.

I chose to create adaptations of a single whakairo design because, as I was thinking about how to bring mahinga kai into my designs, I was immediately drawn to the lunar phases of the moon. The moon was the calendar of our ancestors, called the Maramataka. The different phases are all signifiers that, if we are looking, tell us information – like when to plant and gather food.”

– Fayne Robinson

Pointers to indicate features of the master pattern:

-  The taniko pattern depicts the Waitaha/Canterbury Plains, from East to West.
-  The mangōpare represents the hammerhead shark and is used commonly as a depiction of strength. Here, it depicts the strength in purpose of this land – for gathering of food and natural resources.
-  The smaller koru offshoots signify the many resources this land offered.

Can you see the master pattern in each of these designs?